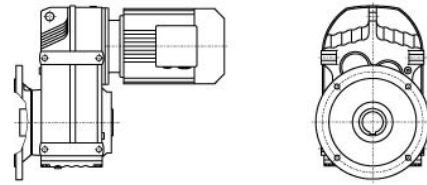
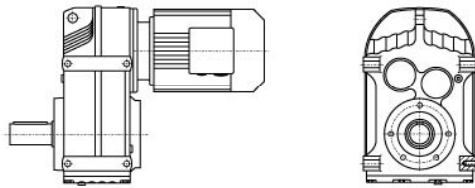




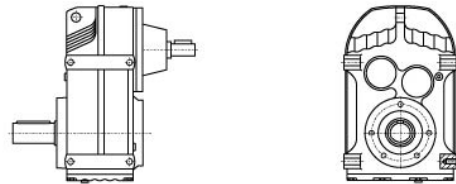
F系列减速机有以下设计方案：
F series gear units are available in the following designs:



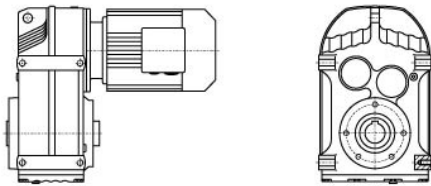
FAF..Y..
法兰空心轴安装平行轴斜齿轮减速机
Flange-mounted parallel shaft helical gear units with hollow shaft



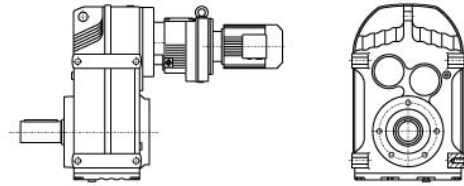
F..Y..
底脚轴伸式安装平行轴斜齿轮减速机
Foot-mounted parallel shaft helical gear units with solid shaft



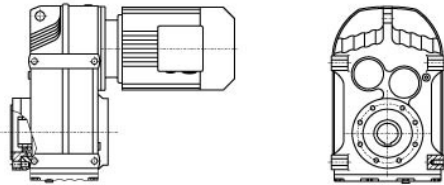
F (FF、FA、FAF、FAZ) S...
轴输入的平行轴斜齿轮减速机
Shaft input parallel shaft helical gear units



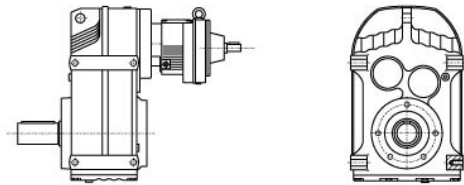
FA..Y..
空心轴安装平行轴斜齿轮减速机
Parallel shaft helical gear units with hollow shaft



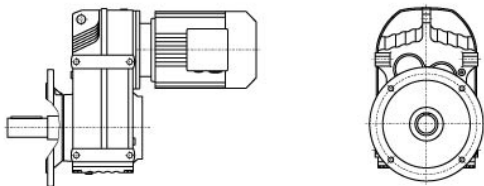
F (FF、FA、FAF、FAZ) ...R...Y...
组合式平行轴斜齿轮减速机
Combinatorial parallel shaft helical gear units



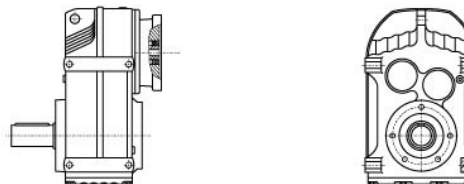
FAZ..Y..
小法兰空心轴安装平行轴斜齿轮减速机
Short-flange-mounted parallel shaft helical gear units with hollow shaft



F (FF、FA、FAF、FAZ) S...R...
轴输入的组式平行轴斜齿轮减速机
Shaft input combinatorial parallel shaft helical gear units



FF..Y..
法兰轴伸式安装平行轴斜齿轮减速机
Flange-mounted parallel shaft helical gear units with solid shaft



F (FF、FA、FAF、FAZ) ...Y...
电机用户自配或配特殊电机时需加联接法兰
When equipping the user's motor or the special one, the flange is required to be connected